

WOODLAND NATURE MONTESSORI SCHOOL



**NEWSLETTER
DECEMBER 2018**





DIRECTOR'S NOTE

Happy December! Thank you all for your participation at our Thanksgiving Potluck, it was a pleasure spending time with all of you! We are currently still studying Australia, if you have any items from Australia or you or someone you know would like to come in and do a presentation about the continent, please contact Ms. Kayla at NatureSchoolKayla@gmail.com. We will also be spending this month learning about all of the different holidays in December. If you have anything that represents or teaches about any of December's holidays that you would like to bring in for the children please email Ms. Kayla. We are also bringing our focus back to the grace and courtesy lessons that we presented at the beginning of the year. This time of year can be overstimulating for children and in the excitement, they may at times have difficulties controlling their emotions so we are doing what we can to help remind them of the tools that they have acquired to help them regulate their emotions.



I will begin working individually with each student doing some small assessments before the parent-teacher conferences. There is a sign-up sheet in the classroom by the front door, please be sure to sign-up as soon as possible.

We are so grateful for the donations of child-sized picnic tables for outside. The children are enjoying them very much. However, we are still in need of at least one more. Thank you in advance!

Please take a look at the dates to remember below as there are many days this month where the school is fully closed with no extended care available. We will also be offering Winter Camp (extended care) December 26th - December 28th and January 2nd - January 7th. The cost is \$50 per day with an additional cost for aftercare. If you are interested please get with us about enrolling as soon as possible. We are extending this camp to students who are not currently enrolled as well, so if you have friends who are trying to find a camp for their kids over the winter break we would love to have them here!

I am looking forward to seeing all of you Thursday, December 20th at 6:00 pm for the Holiday Program and Cookie Exchange!

*With gratitude,
Ms. Karen*



Dates to Remember

December 20 - Thursday - Holiday Program
6:00pm

December 21 - Friday - Early Dismissal

December 24-25 - Monday & Tuesday - School
Closed - No Extended Care

December 26-28 - Wednesday - Friday - School
Closed Extended Care Available

December 31 - Monday - School Closed - No
Extended Care


Snack Menu

December 3-7 - Caleb -
Cucumber Tomato Salad

December 10-14 - Sydney -
Apple Rings

December 17-21 - Myles -
Peppers & Hummus

NEWS UPDATES



Snack Calendar

We now have a functioning dishwasher and are incorporating cooking lessons in with our weekly snack. We greatly appreciate the pantry and kitchen supply donations we have received. An updated snack calendar has been emailed to all parents, is available on the school website, and is posted in the classroom by the front door.

Room Parent

We officially have a room parent. Thank you, Amanda Neff, for volunteering to help make our events and school year run more smoothly! Amanda has sent an email to all the parents introducing herself as room parent, if you have not received an email from her please contact Ms. Kayla at NatureSchoolKayla@gmail.com.

Holiday Program

We are looking forward to seeing all of you at our Holiday Program on Thursday, December 20th at 6:00 pm. Ms. Tami and the children have been very busy practicing for the show. After the performance, we will have a cookie exchange. A sign-up sheet for both volunteers and cookie types is available in the classroom by the front door.

Christmas Break

We will be offering extended care over Winter Break. The price for extended care is \$50 a day with an additional charge for aftercare. A sign-up sheet will be hanging by the front door by the front door within the next week. Your child must be signed up to attend extended care to ensure proper staffing.


A Look Back

November 2018

The children have been doing snack preparation with Ms. Erica. They have been learning how to wash their fruits and vegetables, cut and prepare them, and serve them to their friends. Ms. Erica has worked hard on creating a new snack calendar to work on cooking some really fun snacks with the kids, the new menu has been emailed, posted to the website, and is hanging in the classroom by the front door.

The school pictures were a success. The children had a blast working with our photographer, Ms. Emily Kulsveen. Hard copy prints are in the office if you have not yet picked them up. If you would like to contact Emily about your future photography needs she can be contacted through her website: www.kulsveenphotovideo.com

Thank you to all of the families for making our Thanksgiving Potluck such an amazing time!



REDUCE RE-USE RECYCLE

We know that during this time of the year we can be overwhelmed with an excess of stuff. It is our mission to protect the environment and to help teach our children the importance of sustainability. We want to remind you that for the holidays your presence in your children's day is more important than the presents they receive. We encourage you to make handmade gifts with your kids and to use sustainable, earth-friendly packaging. To help you with this we will be posting gift, decoration, and packaging ideas to our Facebook page throughout the month. Please feel free to add any suggestions or tips that you have!

Together we can make a difference.



Montessori Moments

We will be working with the students this month to make squirrel and bird feeders. Below are some additional ideas for DIY feeders that you can make together with your children. Remember, they live for the moments that they get to spend with you.

Materials Needed:

Old Muffin Tin or Empty Egg Carton

Drill

Thick Rope

Bird or Feed Seed

Food Scraps

Steps:

Drill holes in each corner of tin or carton

Attach rope through each hole - securing with a knot at the bottom

Connect the four rope pieces together at top and knot together

fill with seed and/or food scraps

Materials Needed:

An orange

String

A drill (a screwdriver should work too)

Seed

Steps:

Cut orange in half and remove fruit inside

Drill two holes across from each other

String the string through the two holes and connect on top, make long enough to be able to hang

Fill with seed

